

Superior
RECREATIONAL PRODUCTS



Indoor *Play*

2023 CATALOG



Reimagine Indoor Play

Explore indoor playgrounds that provide hours of entertainment for children ages 2-12. Our playgrounds are designed with a *priority on safety* while challenging and exploring children's capabilities.

Designed with imagination and safety in mind, we pride ourselves with meeting the *industry's strictest safety standards*.

Markets We Serve

Family Entertainment

Quick Service Restaurants

Churches & Faith-Based Facilities

Child Care

Parks & Recreation

IP23101

Age Group: 2-12

Capacity: 16

Size: 19'-2" L x 14'-9" W x 11'-11" H

Features:

- Ball Turn Activity
- Tic-Tac-Toe Activity Panel
- 10' Submarine
- 8' Enclosed Curved Tube Slide
- 4-Level Deck Climber
- Sneaker Keeper



IP23102

Age Group: 2-12

Capacity: 16

Size: 17'-9" L x 13'-7" W x 13'-3" H

Features:

- Ball Turn Activity
- Tic-Tac-Toe Activity Panel
- Bubble Lookout Panel
- T-Tube Junction
- 8' T-Tube Crawl Tunnel
- Sphere Junction
- 7' Incline Crawl Tunnel
- 9' Enclosed Curved Tube Slide
- 6-Level Deck Climb
- Sneaker Keeper



IP23103

Age Group: 2-12

Capacity: 18

Size: 21'-9" L x 9'-7" W x 14'-11" H

Features:

- Ball Turn Activity
- Tic-Tac-Toe Activity Panel
- Submarine
- 8' T-Tube Crawl Tunnel
- 11'-8" Enclosed Spiral Tube Slide
- 7-Level Deck Climb
- Sneaker Keeper



IP23104


Age Group: 2-12

Capacity: 18

Size: 21'-5" L x 16'-5" W x 14'-8" H

Features:

- Ball Turn Activity
- Gyro Activity Panel
- Tic-Tac-Toe Activity Panel
- Wave Run (2)
- 12' T-Tube Crawl Tunnel
- Sneaker Keeper
- 6-Level Deck Climb
- Squeeze Play
- 11' Enclosed Spiral Tube Slide



IP23105


Age Group: 2-12

Capacity: 60

Size: 26'-11" L x 25'-8" W x 16'-4" H

Features:

- Turbo Helicopter
- Sphere Junction
- Junction Cube
- Turbo Junction (3)
- 15' Jet Incline Crawl Tunnel
- 4' Crawl Tunnel
- 12' Crawl Tunnel
- 20' Wave Crawl Tunnel
- 11' Curved Crawl Tunnel
- 12' x 10' Crawl Maze
- Sneaker Keeper (2)
- 9'-1", 11', and 13' Enclosed Spiral Tube Slides
- 8-Level Deck Climbs (2)



IP23106

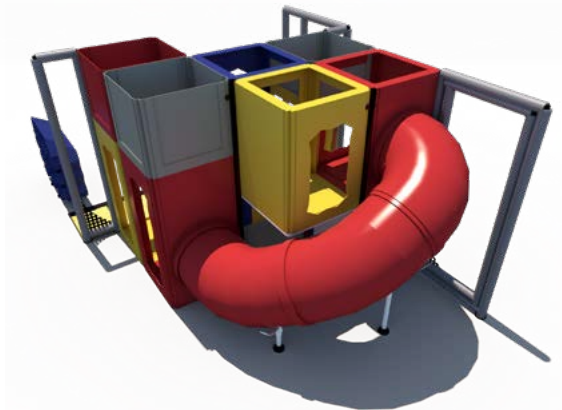
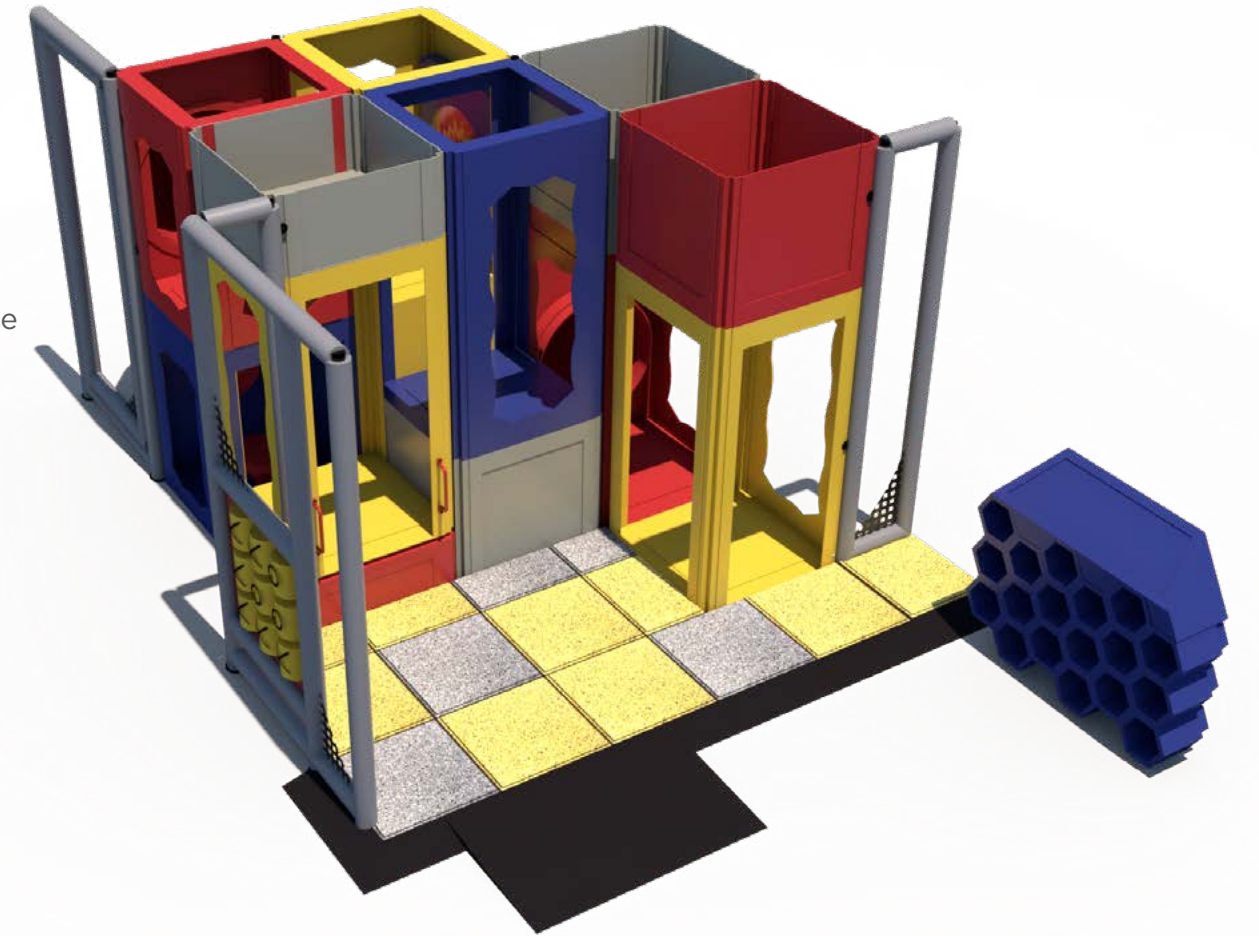
Age Group: 2-12

Capacity: 12

Size: 17'-3" L x 11'-6" W x 8' H

Features:

- Gyro Activity Panel
- Tic-Tac-Toe Activity Panel
- 4'-6" Enclosed Curved Tube Slide
- Sneaker Keeper
- Twist-N-Turn Seat with Steering Wheel
- 3-Level KidsCube Climb



What's included? All required safety netting is included. Flooring is sold separately.

IP23108


Age Group: 2-12

Capacity: 30

Size: 20'-8" L x 20' W x 13'-9" H

Features:

- Gyro Activity Panel
- Ball Turn Activity Panel
- C-Force Activity Panel
- Pinball Activity Panel
- Tic-Tac-Toe Activity Panel
- Wave Run
- 4' Crawl Tunnel (2)
- Bi-Plane w/ Steering Wheel
- Turbo Car w/ Steering Wheel
- 4' Enclosed Hook Tube Slide
- 7-Level Deck Climb
- Sneaker Keeper
- Bollard Squeeze Play
- Squeeze Play
- 10' Enclosed Spiral Tube Slide



IP23109

Age Group: 2-12

Capacity: 25

Size: 15'-11" L x 19'-11" W x 15'-4" H

Features:

- Squeeze Play
- Chit Chat Balcony with Steering Wheel
- 11'-2" Enclosed Spiral Tube Slide
- 7-Level KidsCube Climb
- Jet
- Tot Kingdom
- 2" Tot Slide
- Ball Turn Activity Panel
- Gyro Activity Panel
- Sneaker Keeper



IP23110



Age Group: 2-12

Capacity: 11

Size: 16'-9" L x 16' W x 8" H

Features:

- Gyro Activity Panel
- Ball Turn Activity Panel
- 30" Enclosed Tube Slide
- Sneaker Keeper
- Squeeze Play
- Chit Chat Balcony w/ Steering Wheel
- 2-Level KidsCube Climb



IP23111




Age Group: 2-12

Capacity: 8

Size: 16'-1" L x 12'-8" W x 8'-1" H

Features:

- Ball Turn Activity Panel
- 3'-6" Enclosed Tube Slide
- Sneaker Keeper
- 3-Level KidsCube Climb



What's included? All required safety netting is included. Flooring is sold separately.

IP23112

Age Group: 2-12

Capacity: 8

Size: 14'-11" L x 17'-4" W x 10'-11" H

Features:

- Ball Turn Activity Panel
- 2' Tot Slide
- Sneaker Keeper
- 2-Level KidsCube Climb



IP23115



Age Group: 2-12

Capacity: 13

Size: 16'-9" L x 16' W x 8' H

Features:

- Gyro Activity Panel
- Ball Turn Activity Panel
- 7' T-Tube Crawl Tunnel
- 4'-8" Enclosed Curved Tube Slide
- Sneaker Keeper
- Squeeze Play
- 3-Level Deck Climb



IP23118

Age Group: 2-12

Capacity: 22

Size: 17'-10" L x 24'-3" W x 15'-4" H

Features:

- Ball Turn Activity Panel
- Jet w/ Steering Wheel
- Sneaker Keeper
- Chit Chat Balcony w/ Steering Wheel
- 2' Tot Slide
- 11'-2" Enclosed Spiral Tube Slide
- 6-Level KidsCube Climb



IP23119

Age Group: 2-12

Capacity: 25

Size: 18'-9" L x 16'-4" W x 10'-7" H

Features:

- Gyro Activity Panel
- Ball Turn Activity Panel
- Tic-Tac-Toe Activity Panel
- Junction Cube (2)
- Turbo Car w/ Steering Wheel
- 5' Crawl Tunnel
- T-Tube Lookout w/ Bubble Windows
- 6'-8" Enclosed Curved Tube Slide
- Sneaker Keeper
- 4-Level Deck Climb



IP23120

Age Group: 2-12

Capacity: 30

Size: 17'-11" L x 18'-3" W x 11'-11" H

Features:

- Gyro Activity Panel
- Tic-Tac-Toe Activity Panel
- 5'-6" Enclosed Curved Tube Slides (2)
- Drum Activity Panel
- Twist-N-Turn Seat w/ Steering Wheel
- Lily Pad
- Squeeze Play
- 3-Level KidsCube Climb
- Sneaker Keeper



IP23121

Age Group: 2-12

Capacity: 16

Size: 15'-9" L x 13'-3" W x 14'-6" H

Features:

- Ball Turn Activity Panel
- Tic-Tac-Toe Activity Panel
- 7' Curved Incline Crawl Tunnel
- 8' T-Tube Crawl Tunnel
- T-Tube Junction
- 9' Enclosed Curved Tube Slide
- 6-Level Deck Climb
- Sneaker Keeper



What's included? All required safety netting is included. Flooring is sold separately.

IP23122

Age Group: 2-12

Capacity: 17

Size: 15'-9" L x 14'-4" W x 14'-6" H

Features:

- Ball Turn Activity Panel
- 7' Curved Incline Crawl Tunnel
- T-Tube Junction
- 9' Enclosed Curved Tube Slide
- 6-Level Deck Climb
- Jet w/ Steering Wheel
- Sneaker Keeper
- Drum Activity Panel



IP23124

Age Group: 2-12

Capacity: 18

Size: 19'-9" L x 20'-10" W x 8'-5" H

Features:

- Ball Turn Activity Panel
- Gyro Activity Panel
- Tic-Tac-Toe Activity Panel
- T-Tube Junction
- Corner Junction
- Sphere Junction
- Turbo Junction w/ Steering Wheel
- 3-Level Deck Climb
- Sneaker Keeper
- 5' Enclosed Hook Tube Slide
- 11' T-Tube Crawl Tunnel



What's included? All required safety netting is included. Flooring is sold separately.

IP23125

Age Group: 2-12

Capacity: 45

Size: 25'-3" L x 36' W x 18' H

Features:

- Ball Turn Activity Panel
- Gyro Activity Panel
- Pinball Activity Panel
- Turbo Helicopter w/ Steering Wheel
- 32" Tot Triple Rail Slide
- Sky Spinner (2)
- Twist-N-Turn Seat (2)
- Wave Run (5)
- 11' Curved T-Tube Crawl Tunnel
- 8-Level Deck Climb
- 5-Level Deck Climb
- Sneaker Keeper
- 14' Enclosed Spiral Tube Slide
- 6'-6" Enclosed Hook Tube Slide
- Lily Pad (2)



IP23126


Age Group: 2-12

Capacity: 13

Size: 19'-4" L x 11'-4" W x 14'-11" H

Features:

- Ball Turn Activity Panel
- Gyro Activity Panel
- Sphere Junction
- T-Tube Junction
- Sneaker Keeper
- 12' Enclosed Spiral Tube Slide
- 7-Level Deck Climb



IP23127


Age Group: 2-12

Capacity: 20

Size: 8'-2" L x 20'-9" W x 14'-5" H

Features:

- Ball Turn Activity Panel
- Gyro Activity Panel
- Tic-Tac-Toe Activity Panel
- Jet w/ Steering Wheel
- Twist-N-Turn Seat
- Wave Run
- Sneaker Keeper
- 11' Enclosed Spiral Tube Slide
- 8-Level Deck Climb



IP23128


Age Group: 2-12

Capacity: 35

Size: 24'-8" L x 30'-10" W x 9' H

Features:

- Ball Turn Activity Panel
- C-Force Activity Panel
- Gyro Activity Panel
- Pinball Activity Panel
- Tic-Tac-Toe Activity Panel
- 32" Tot Triple Rail Slide
- 4'-6" Enclosed Straight Tube Slide
- Wave Run (2)
- Squeeze Play (2)
- Horizontal Vinyl Squeeze Pad (2)
- 11' Curved T-Tube Crawl Tunnel
- Vinyl Covered Foam Blocks (16)
- 4-Level Deck Climb
- Sneaker Keeper (2)



Vinyl Covered Foam Blocks



What's included? All required safety netting is included. Flooring is sold separately.

IP23132

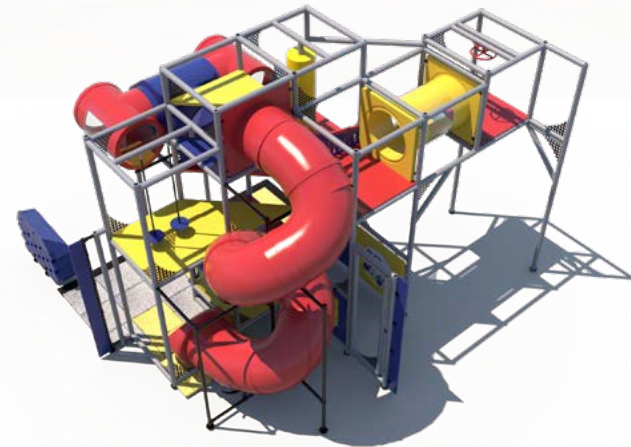

Age Group: 2-12

Capacity: 30

Size: 18'-7" L x 21'-7" W x 14'-11" H

Features:

- Ball Turn Activity Panel
- Gears Activity Panel
- Gyro Activity Panel
- Tic-Tac-Toe Activity Panel
- Sky Spinner
- Wave Run
- 4' Crawl Tunnel
- Space Cruiser w/ Steering Wheel
- Squeeze Play
- Sneaker Keeper
- Lily Pad
- 11'-6" Enclosed Spiral Tube Slide
- 7-Level Deck Climb



IP23134


Age Group: 2-12

Capacity: 8

Size: 17'-3" L x 11'-6" W x 14'-1" H

Features:

- Sneaker Keeper
- 10'-10" Enclosed Spiral Tube Slide
- 7-Level Deck Climb



What's included? All required safety netting is included. Flooring is sold separately.

IP23135


Age Group: 2-12

Capacity: 14

Size: 16'-6" L x 15' W x 8' H

Features:

- Ball Turn Activity Panel
- Gyro Activity Panel
- 8' Submarine Crawl
- 4'-8" Enclosed Curved Tube Slide
- 4-Level Deck Climb
- Sneaker Keeper



IP23136



Age Group: 2-12

Capacity: 20

Size: 15' L x 24' W x 8'-1" H

Features:

- Ball Turn Activity Panel
- Gyro Activity Panel
- Tic-Tac-Toe Panel
- Turbo Helicopter
- T-Tube Junction
- 3' Straight Crawl Tunnel
- 3-Level Square Deck Climb
- Sneaker Keeper



What's included? All required safety netting is included. Flooring is sold separately.

IP23137


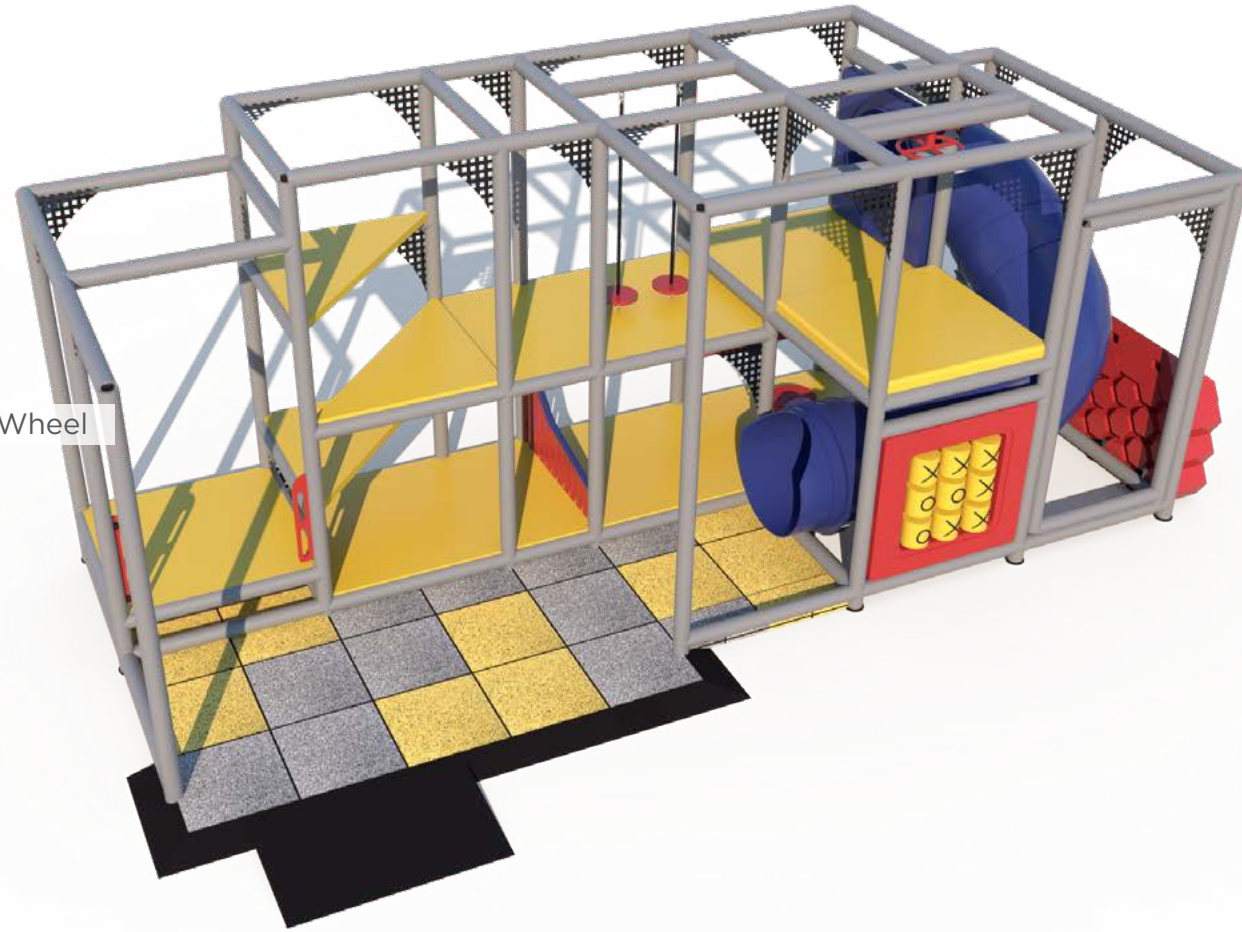
Age Group: 2-12

Capacity: 18

Size: 11'-7" L x 22' W x 9'-8" H

Features:

- Tic-Tac-Toe Activity Panel
- Wave Run
- Sky Spinner
- 6' Enclosed Curved Tube Slide
- Sneaker Keeper
- Twist-N-Turn Seat w/ Steering Wheel
- Lily Pad
- 4-Level Deck Climb



IP23138


Age Group: 2-12

Capacity: 10

Size: 16'-9" L x 19'-3" W x 8' H

Features:

- Ball Turn Activity Panel
- Tic-Tac-Toe Activity Panel
- Slotted Panel (3)
- 3' Triple Rail Slide
- 3-Level Deck Climb
- Sneaker Keeper



IP23139



Age Group: 2-12

Capacity: 25

Size: 9'-7" L x 24'-8" W x 13'-1" H

Features:

- Crawl Through Panel
- Wave Run
- 8' T-Tube Crawl Tunnel
- 12' Wave Crawl Tunnel
- 6'-8" Enclosed Hook Tube Slide
- 6-Level Deck Climb
- Sneaker Keeper
- Steering Wheel (2)
- Sit-N-Play Whale Riding Animal
- Squeeze Play



IP23141



Age Group: 2-12

Capacity: 30

Size: 20'-8" L x 26'-8" W x 13'-10" H

Features:

- Gyro Activity Panel
- Tic-Tac-Toe Activity Panel
- Wave Run (2)
- 8' T-Tube Crawl Tunnel
- 3'-6" Enclosed Curved Tube Slide
- 6-Level Deck Climb
- Sneaker Keeper
- Bollard Squeeze Plays (2)
- Squeeze Play
- 10'-6" Enclosed Spiral Tube Slide
- Tot Kingdom
- 2-Level Mega
- 2' Tot Slide
- Gyro Activity Panel
- Ball Turn Activity Panel



What's included? All required safety netting is included. Flooring is sold separately.

IP23142



Age Group: 2-12

Capacity: 16

Size: 13'-11" L x 19'-1" W x 7'-10" H

Features:

- Gyro Activity Panel
- Ball Turn Activity Panel
- Tic-Tac-Toe Activity Panel
- 4'-8" Enclosed Curved Tube Slide
- Sneaker Keeper
- Squeeze Play (2)
- 3-Level Deck Climb



IP23143


Age Group: 2-12

Capacity: 23

Size: 16'-5" L x 16'-7" W x 15'-5" H

Features:

- Ball Turn Activity Panel
- Gyro Activity Panel
- Tic-Tac-Toe Panel
- Turbo Helicopter w/ Steering Wheel
- Jet w/ Steering Wheel
- 7' Curved Crawl Tunnel
- T-Tube Crawl Tunnel
- Sneaker Keeper
- 11'-6" Enclosed Spiral Tube Slide
- 7-Level Deck Climb



Industry Standards


In our effort to provide quality and safe play products for children, our products meet or exceed the standards set forth by the below organizations. Additionally, we follow our own strict in-house standards and guidelines.



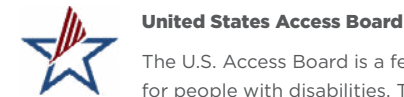
In the interest of playground safety, the International Play Equipment Manufacturers Association (IPEMA™) provides a third-party certification service whereby a designated independent laboratory, TÜV SÜD America Inc., (TÜV), validates an equipment manufacturer's certification of conformance to the standards below.

- ASTM F1487-11, excluding sections 7.1.1, 10 and 12.6.1: Standard Consumer Safety Performance Specification for Playground Equipment for Public Use
- CAN/CSA-Z614-14, excluding clauses 9.8, 10, and 11: Children's Playspaces and Equipment

A list of current validated products may be viewed on their website at www.ipema.org. SRP is a member of this organization.



The American Society for Testing and Materials (ASTM) is an independent and world renowned developer of technical standards utilized in testing a multitude of products. ASTM developed F1918-12 Standard Safety Performance Specification for Soft Contained Play.



The U.S. Access Board is a federal agency that promotes equality for people with disabilities. They've developed guidelines and standards for built environments, such as playgrounds.

Warranty

Superior Recreational Products (SRP) warrants that its product will be free from defects in materials and workmanship as well as maintain structural integrity for the periods listed below from the date of invoice and once SRP has been paid in full. This warranty is in effect only if the product has been assembled and installed by an SRP certified installer and has been subjected only to normal use and exposure.

Limited Warranty: Play Systems

SRP offers a 1-Year Limited Warranty on play systems/play units from the date of installation. During the stated one year period, the SRP shall service the equipment and complete any required repairs to defective parts without charge or provide necessary parts to be self-installed where applicable. Freight of the equipment will be the responsibility of the customer.

Parts required which are not defective shall be replaced at additional cost. SRP shall not be required to make repairs or replace any parts if damage to the play system/play unit is caused by vandalism, abuse, or by extraordinary wear and tear. Purchaser agrees to properly notify SRP of any defects immediately upon detection. Defective items will be either repaired or replaced by SRP. SRP shall retain the right to close the operations of the play system/play unit during any time the repairs are being made.

Warranty does not cover fading or dirt and grime on safety flooring. Some examples of vandalism include scratching of windows or Plexiglas fence, damage by sharp objects to post padding, netting, and vinyl products. Proper cleaning chemicals and procedures must be implemented to maintain warranty. If the play equipment is or has been altered without the permission of SRP, the entire warranty is null and void.

Limited Warranty: Polyethylene Components

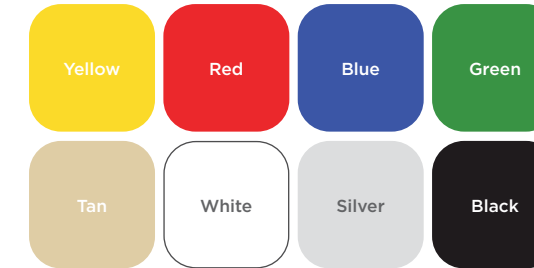
SRP offers a 1-Year Limited Warranty for all polyethylene components. This warranty covers structural failure for the value of the product, not including freight charges or labor expense. Warranty does not cover vandalism or cosmetic issues (such as color fading).

Pricing, Cancellation, Return, and Shipping Policies

All prices are F.O.B. factor and do not include freight, installation, shipping and handling, surfacing, or applicable taxes. All prices listed were current at the time of printing and in U.S. currency. Prices are subject to change without notice. To view our return policy, please visit superiorrecreationalproducts.com/returns. For information on Return Material Authorizations please call 1.800.327.8774. To view our shipping policy, please visit superiorrecreationalproducts.com/shipping. For any further information, please call 1.800.327.8774.

Color Options

Metal Colors



Post Foam Colors




HDPE Colors



Plastic Colors



Black PVC Mesh



Superior[®]
RECREATIONAL PRODUCTS
A PLAYCORE Company

1050 Columbia Drive
Carrollton, GA 30117

866.699.4339

